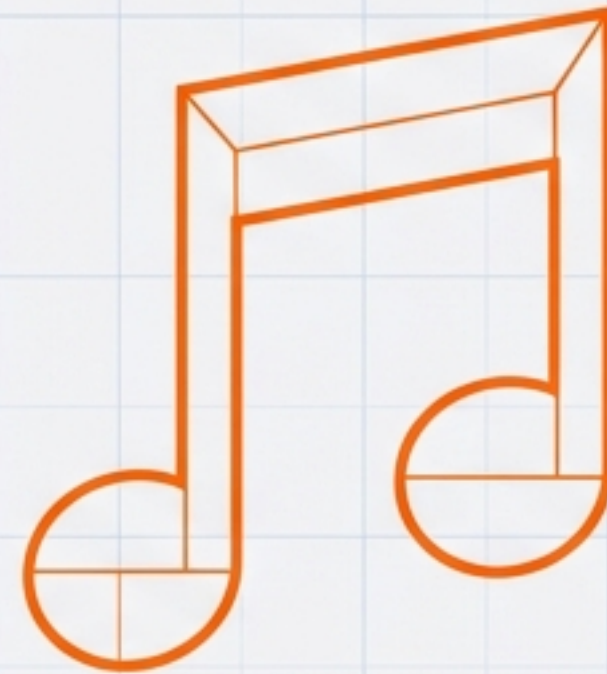


The Analyst's Blueprint: Mastering R093 Video, Audio & Music

A strategic guide to deconstructing media and constructing high-scoring exam answers.



It All Starts with Synthesis

Video, audio, and music are not separate elements; they are a unified toolkit. Their power lies in how they are combined to grab attention, set a mood, and guide how an audience thinks and feels.



Your goal as an analyst is not just to list ingredients, but to explain the recipe.
In adverts, trailers, and social media, this synthesis is everything.

Your Strategic Toolkit:

The Three Pillars of Media Creation



Video (Moving Image)

What the audience sees. It uses camera shots, angles, movement, and editing to tell a story and present information with clarity and purpose.



Audio

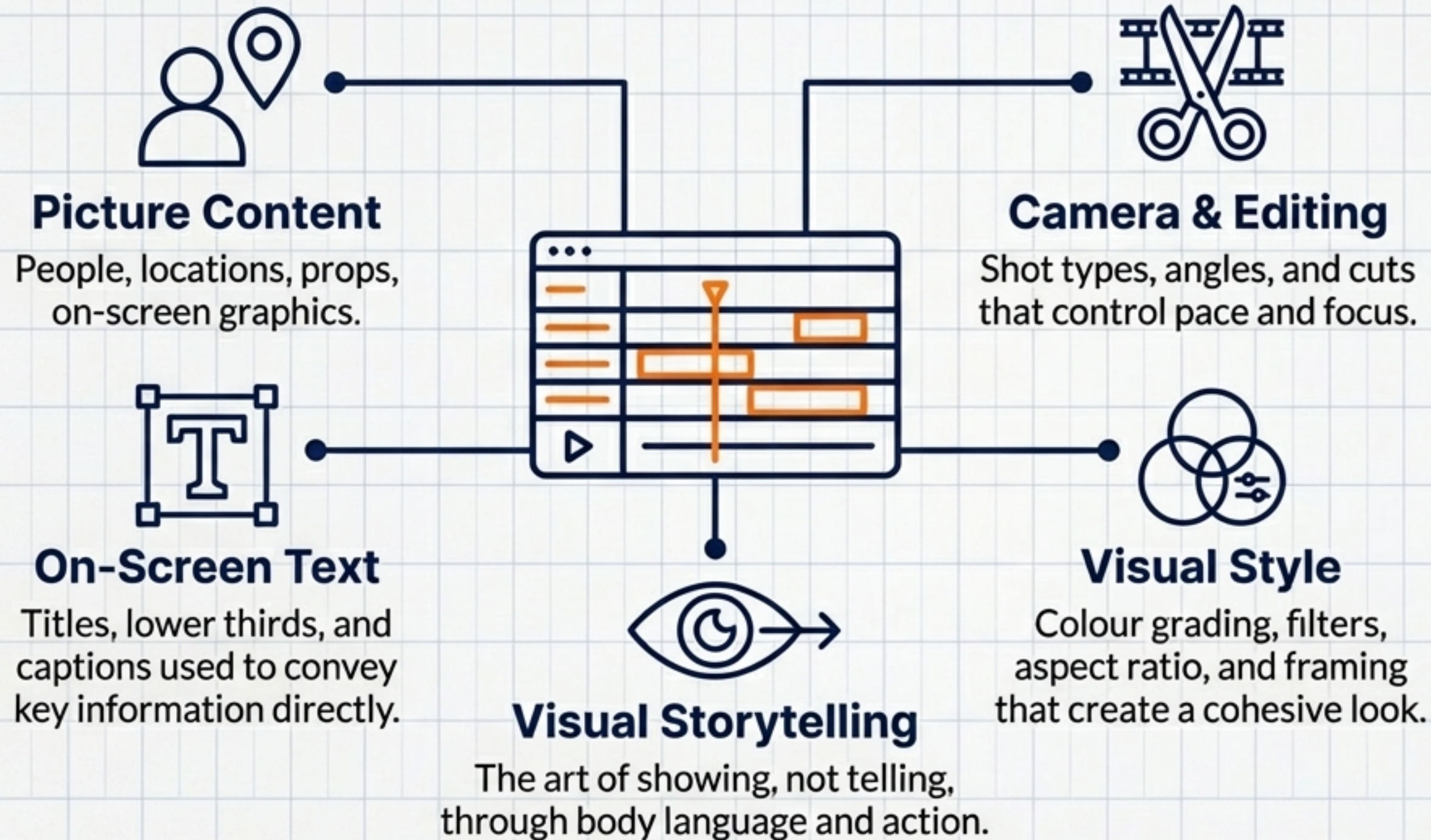
What the audience *hears*. It covers dialogue, voiceovers, and sound effects (SFX) to explain ideas, create atmosphere, and make the world feel real.



Music

What the audience *feels*. It is used to set the tone, support the brand identity, and directly influence the audience's emotional response.

Wielding the Camera: Deconstructing the Visual Narrative

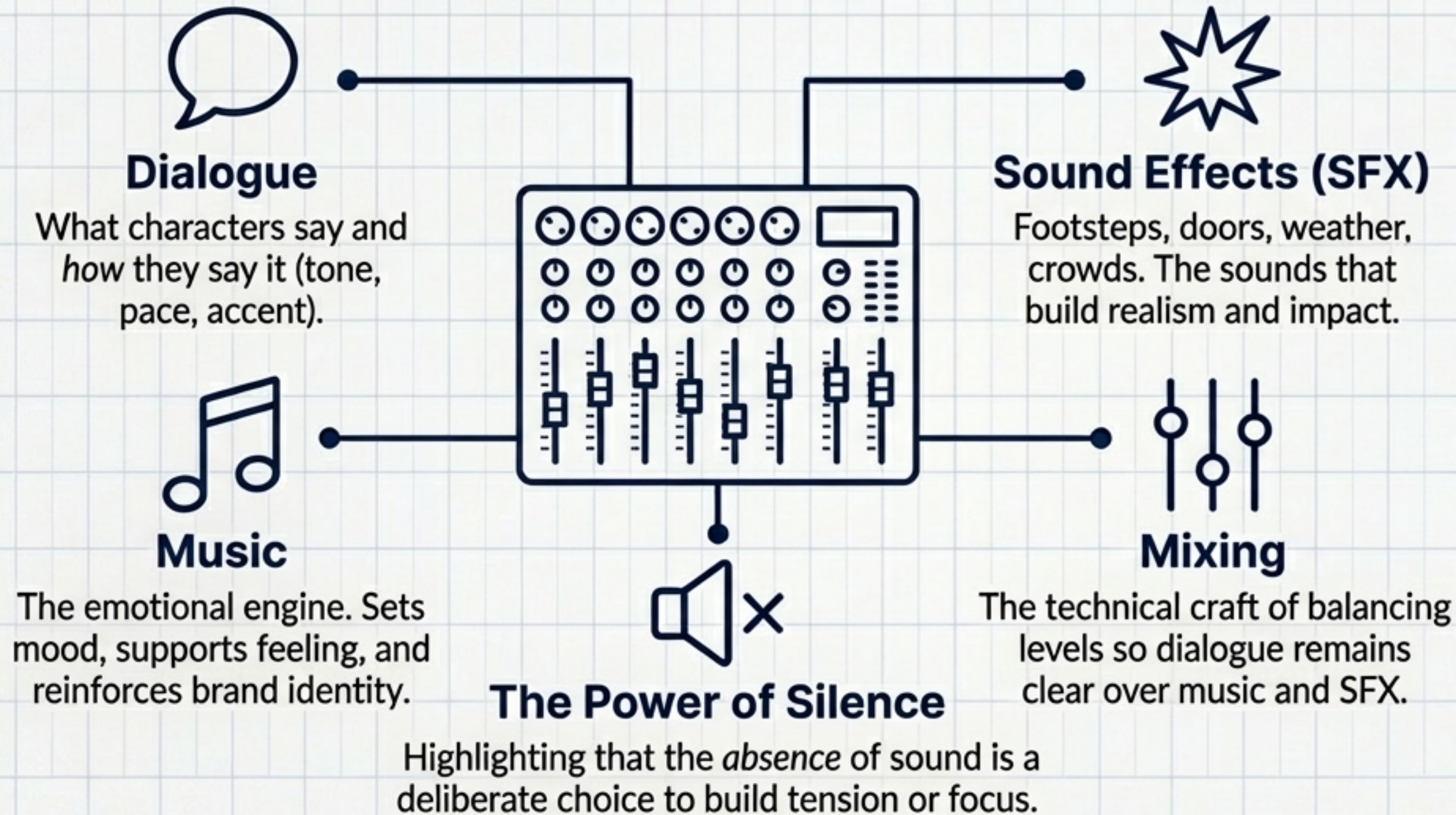


EXAM FOCUS

Never just name a technique. Always connect a visual choice to its *purpose* and its specific *effect on the audience*.

For example, 'The use of fast-paced editing creates excitement...'

Crafting the Soundscape: Building Atmosphere and Emotion




EXAM FOCUS

In longer answers, don't treat sound as an afterthought. Explain how the complete soundscape supports the product's central **message** and is tailored to its **target audience**.

The Gauntlet: From Knowledge to Application

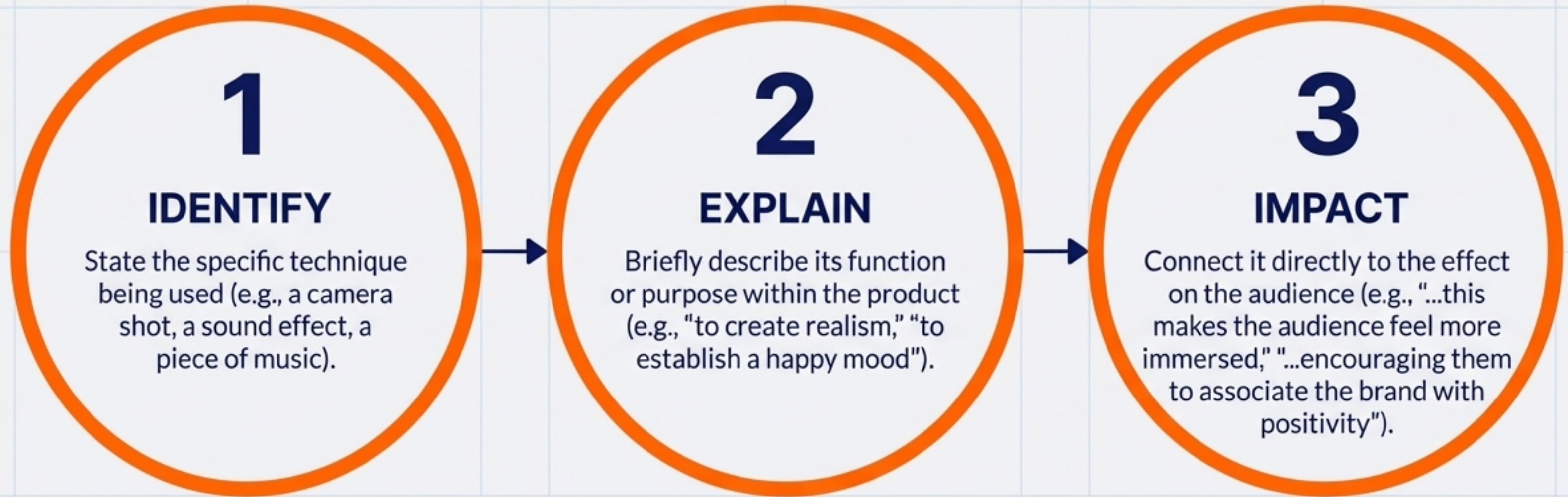
You have the blueprint and the toolkit. Now it's time to prove your mastery by deconstructing exam-style problems with precision and strategy.



Next, we will break down the strategic approach for every question type, from quick 1-mark takedowns to the comprehensive 9-mark analysis.

Executing with Precision: The 1-4 Mark Question Strategy

For shorter questions, clarity and structure are key. Use a simple, powerful formula for each point you make.

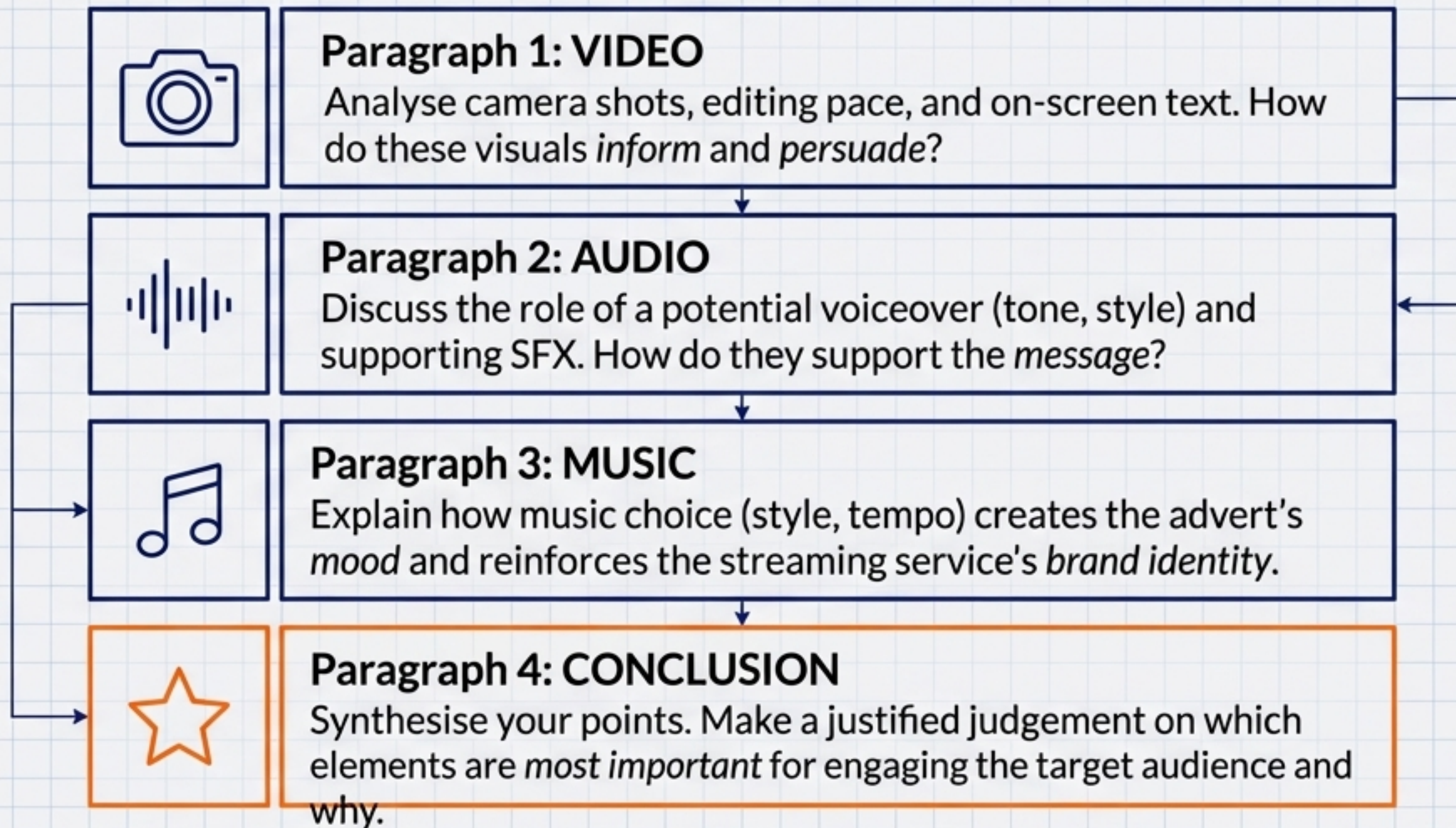


How SFX improve a gameplay trailer (2 marks):

- (1) **Identify/Explain:** Sound effects like explosions add realism and impact.
- (2) **Impact:** This makes the audience feel the excitement of the action directly.

The 9-Mark Blueprint: Constructing a Flawless Analysis

Scenario Recap: Q5. A music streaming service is producing a video advert to promote its new playlist feature. Discuss how video, audio and music could be combined effectively to engage the target audience.



Core Principles: Your Final Pre-Exam Checklist



Synthesis is King: Video, audio, and music must be analysed together to explain meaning, mood, and impact.



Visuals Drive Narrative: Different camera shots and editing techniques fundamentally affect how a product is perceived.



Audio Delivers Information: Dialogue and voiceovers are primary tools for giving information, instructions, or persuasive messages.



Sound Builds the World: Sound effects and music create atmosphere and make content more memorable.



Professional Practice: Always consider that licensing and copyright are crucial when using existing music or audio clips. This is a key real-world consideration.

Your Mastery Checklist

You've reviewed the blueprint and mastered the toolkit.
Before you close this guide, confirm you are ready.

- ☐ Can you confidently explain how video, audio, and music work ***together*** in a media product to create a specific effect?
- ☐ Can you give specific examples of how voiceover, SFX, and music can be used to meet different purposes (e.g., to inform, to persuade, to build tension)?
- ☐ Can you now plan how you would combine all three elements in a campaign for a specific client and target audience, justifying every choice?

You are no longer just a student. You are an analyst. Good luck.